



User guidelines to the DTEB Database

Prepared by WTD 52 / BAAINBw

Last amended: 12/2015

Contents:

1. Introduction
2. Using the DTEB Database
 - 2.1 Templates
 - 2.2 Creating and releasing a new Capability Article (Author)
 - 2.3 Publishing a Capability Article (local Administrator)
3. Responsibilities of the local Administrator
 - 3.1 Local rights assignment
 - 3.2 Publication by the local Administrator
 - 3.3 Monitoring DTEB entries
4. DTEB Database functions
 - 4.1 Search function
 - 4.2 E-mail function
 - 4.3 PDF function
 - 4.4 Initiating an EDA project
5. Seal of approval
6. List of figures

1. Introduction

The Defence Test and Evaluation Base (DTEB) Database was developed by the EDA to facilitate cooperation among test and evaluation centers on a European level. It contains extensive information on both governmentally and privately funded trial, test and evaluation centers of the contributing participating Member States, each with their respective material resources and expertise.

The DTEB project aims to increase transparency, promote collaboration and improve mutual understanding between governments and industry in order to ensure a coherent and optimized test and evaluation capability meeting the requirements of the European Union's future interests.

2. Using the DTEB Database

2.1. Templates

This is a suggestion for a uniform presentation of articles using templates:

The image shows a screenshot of the DTEB Database interface with a template for a Capability article. The interface includes a header with the DTEB logo and navigation links (HOME, ARTICLES, SEARCH, ADMIN). The main content area is divided into two columns. The left column contains a form for editing an article, with fields for Doc ID, Update, Author, Type, Title of CAP, Image, Link to related TEC, Location, and Rating. The right column displays a preview of the article, titled 'Battery Test Laboratories', with sections for Description, Special Features, Examples of Applications, Measurement techniques, Involvement in European Projects, Links, Figure, and Abbreviations. The preview sections contain placeholder text (XXX) and bullet points. The form fields are connected to the preview sections by lines, indicating how the data entered in the form is reflected in the article preview.

Edit capability

Doc ID: 2014-05-05T12:35:36Z Update: Thursday, April 02, 2015 Author: [Name] Type: Governmental

Title of CAP: WTD 52 - Battery Test Laboratories

Image: [Image placeholder]

Link to related TEC: WTD 52 - Technical Centre for Protective and Special Technologies - GE

Location: 47.860055 12.802201 [Show On Map]

Rating: [Stars]

Article: Battery Test Laboratories

Description

XXX

Special Features

- XXX
- XXX

Examples of Applications

- XXX
- XXX

Measurement techniques

- XXX
- XXX

Involvement in European Projects

XXX

Links

XXX

Figure

XXX

Abbreviations

XXX

Figure 1: Template for a Capability article

In addition to the text editor, three selection fields (opening dropdown menus for Standards, Domains, Categories) are available for further specification (cf. DTEB Terms of reference).

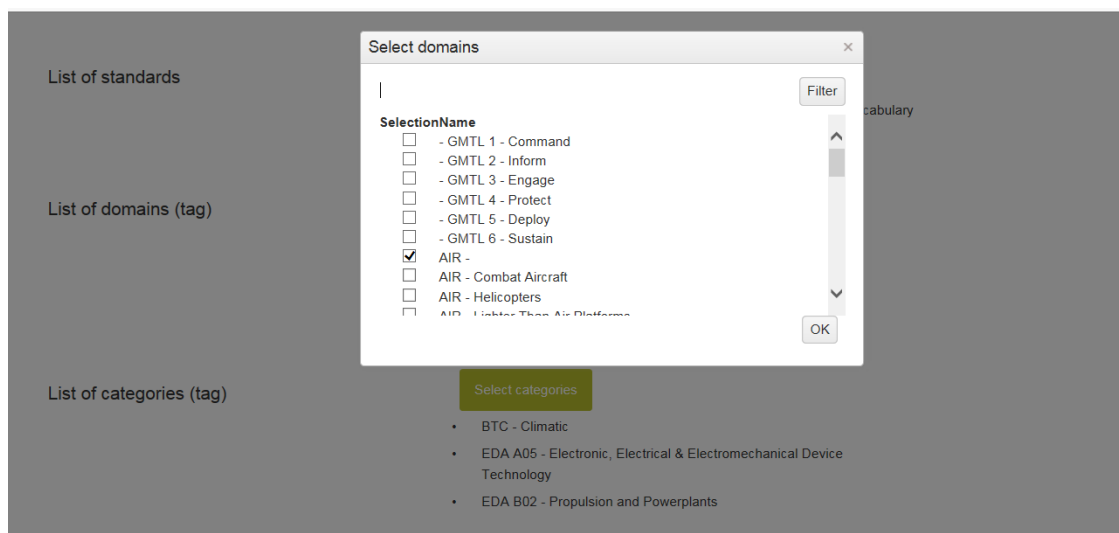


Figure 2: Selection fields (Standards, Domains, Categories) with dropdown menus

2.2. Creating and releasing a new Capability Article (Author)

Create new Capabilities by using the “New Capability” button.

The screenshot shows the DTEB Database interface. The 'ARTICLES' tab is selected. The main content area displays the 'T&E Center : WTD 52 - Technical Centre for Protective and Special Technologies - DE'. Below this, there is a table of 'Capabilities' with columns: CAPABILITY, AUTHOR, UPDATE, STATUS, and VALIDITY. A red arrow points to the 'New Capability' button.

CAPABILITY	AUTHOR	UPDATE	STATUS	VALIDITY
WTD 52 - Battery Test Laboratories	WTD 52 - Technical Centre for Protective and Special Technologies - DE	2015-04-02	Published	Current
WTD 52 - Simulator for Underwater Ballistics	WTD 52 - Technical Centre for Protective and Special Technologies - DE	2014-11-06	Published	Current

Figure 3: Creating a new Capability

To improve search options and criteria, it is recommended to put the name of the respective T&E center (in our case: “WTD 52”) at the beginning of the name of each Capability (“Title of CAP”). Use the three dropdown lists, “Select standards”, “Select domains” and “Select categories”, to allocate specific keywords to each Capability.

Press the “Save & Continue” button to save the first page and open the text editor. Use the editor to describe the Capability. Using the “Save File” and “Load File” functions, you can save and load templates to ensure a uniform presentation of Capabilities. “Save draft” will save a draft of the Capability.

New capability

Doc id: _____

Update: Wednesday, July 01, 2015

Author: _____

Type: Governmental

Title of CAP: WTD 52 - Small Detonation Cavern

Link to related TEC: WTD 52 - Technical Centre for Protective and Special Technologies - DE

Location: 47.669058 12.802291

List of standards: Select standards

List of domains (tag): Select domains

List of categories (tag): Select categories

Edit capability article

Format: _____

Acronym - Name of the Capability

- Use the acronym of the linked TEC in the title of the capability. It helps to find the CAP easier. (i.e. WTD 52- Large Detonation Cavern)
- This template can be copied as format template for a Capability (CAP) within a Test and Evaluation Centre (TEC).

Figure:

- Choose an image, which shows the CAP.
- Explain the image (which is uploaded to the CAP article) in some lines.

Features:

- Describe tasks of the capability
- Describe its technical features
- Highlight (by bold letters) special features of the capability / test asset

Links:

- You may create hyperlinks to related articles or other articles.

Figure 4: Describing a Capability

You can edit your draft of a Capability article at any time using the “Edit” function. The editing mode also allows you to upload an image and include latitude and longitude in the “Location” section. Users can use this function to see the geographic location of a test and evaluation center on a map.

Once you have successfully created and edited a Capability, release it by pressing the “Change” button. Publication is subject to final approval by the local Administrator.

Defence Test & Evaluation Base
DTEB
Database

EUROPEAN DEFENCE AGENCY

Help
Go to EDA Site

HOME
ARTICLES
SEARCH
PROJECT
ADMIN

T&E
Taxonomy
Standard
Help files

T&E Center : WTD 52 - Technical Centre for Protective and Special Technologies - DE

TEST EVALUATION CENTER	AUTHOR	UPDATE	STATUS	VALIDITY	
WTD 52 - Technical Centre for Protective and Special Technologies - DE		2015-02-11	Published	Current	Edit

Capabilities

New Capability

CAPABILITY	AUTHOR	UPDATE	STATUS	VALIDITY	
WTD 52 - Battery Test Laboratories		2015-04-02	Published	Current	Edit Delete
WTD 52 - Small Detonation Cavern		2015-07-01	Draft	Current	Edit Delete Change
WTD 52 - Simulator for Underwater Ballistics		2014-11-06	Published	Current	Edit Delete

Figure 5: Editing a Capability

Defence Test & Evaluation Base
DTEB
Database

EUROPEAN DEFENCE AGENCY

Help
Go to EDA Site

HOME
ARTICLES
SEARCH
PROJECT
ADMIN

Edit capability

Doc ID:
2015-07-01T07:53:33Z

Update:
Wednesday, July 01, 2015

Author:
Martin Hummel

Type:
Governmental

Back to organisation
Save

Title of CAP:
WTD 52 - Small Detonation Cavern

Image:

No image has been uploaded

Upload
Clear

Link to related TEC:
WTD 52 - Technical Centre for Protective and Special Technologies - DE

Location:

47.669058
12.802291

Show On Map

Rating:
☆☆☆

Article:

Edit

Acronym - Name of the Capability
- Use the acronym of the linked TEC in the title of the capability. It helps to find the CAP easier. (i.e. WTD 52- Large Detonation Cavern)

Figure 6: Editing a Capability and uploading an image

The screenshot displays the DTEB Database interface, which is part of the European Defence Agency's system. The top navigation bar includes links for HOME, ARTICLES, SEARCH, PROJECT, and ADMIN. The main content area is titled "T&E Center : WTD 52 - Technical Centre for Protective and Special Technologies - DE". It features a table with columns for TEST EVALUATION CENTER, AUTHOR, UPDATE, STATUS, and VALIDITY. The table lists two entries: "WTD 52 - Technical Centre for Protective and Special Technologies - DE" and "WTD 52 - Battery Test Laboratories". A red arrow points to the "Change" button in the VALIDITY column of the second entry. Below the table, a "Capabilities" section is visible, followed by a "New Capability" button. The bottom section of the screenshot shows a confirmation dialog titled "Are you sure you want to send a change request for this capability description?". It includes fields for Doc ID, Update, Author, and Type, and a "Change Request" button. A red arrow points to the "Change Request" button.

Defence Test & Evaluation Base
DTEB Database

EUROPEAN DEFENCE AGENCY

HOME ARTICLES SEARCH PROJECT ADMIN

T&E

Taxonomy

Standard

Help files

T&E Center : WTD 52 - Technical Centre for Protective and Special Technologies - DE

TEST EVALUATION CENTER	AUTHOR	UPDATE	STATUS	VALIDITY
WTD 52 - Technical Centre for Protective and Special Technologies - DE		2015-02-11	Published	Current Edit
WTD 52 - Battery Test Laboratories		2015-04-02	Published	Current Edit Delete
WTD 52 - Small Detonation Cavern		2015-07-01	Draft	Current Edit Delete Change

Capabilities [New Capability](#)

Are you sure you want to send a change request for this capability description?

[Back](#) [Change Request](#)

Doc ID: 2015-07-01T07:53:33Z Update: Wednesday, July 01, 2015 Author: [WTD 52 - Small Detonation Cavern](#) Type: Governmental

Name of CAP: WTD 52 - Small Detonation Cavern

Figure 7: Sending a Change Request

2.3. Publishing a Capability Article (local Administrator)

Publication of a Capability article is subject to final approval by the local Administrator.

3. Responsibilities of the local Administrator

3.1. Local rights assignment

The assignment of rights within the respective agency is handled by the local Administrator. The local Administrator decides which users require read permission (Readers) and which require read/write permission (Authors). Rights are assigned using "Add User" button under the "Admin" tab. Naturally, only users who have registered for the DTEB Database may be added. The rights assigned can be changed at any time.

Defence Test & Evaluation Base
DTEB
Database

EUROPEAN DEFENCE AGENCY

Help
Go to EDA Site

HOME
ARTICLES
SEARCH
PROJECT
ADMIN

Admin Configuration Page

UserName: **WTD 52 - Technical Centre for Protective and Special Technologies - DE**
HttpContext.Name

Authors

Add User

Account Name	Name	Email	Status	Organisation Name	
a-chaberacker	Christof Habereracker	ChristofHabereracker@bundeswehr.org	Approved	WTD 52 - Technical Centre for Protective and Special Technologies - DE	Delete
a-dietl	Detmar Carl	detmar.carl@bundeswehr.org	Approved	WTD 52 - Technical Centre for Protective and Special Technologies - DE	Delete
a-lindemann	Frank Lindemann	frank.lindemann@bundeswehr.org	Approved	WTD 52 - Technical Centre for Protective and Special Technologies - DE	Delete
a-roff	Frank Roff	frank.roff@bundeswehr.org	Approved	WTD 52 - Technical Centre for Protective and Special Technologies - DE	Delete
a-fuchs	Günter Fuchs	guenter.fuchs@bundeswehr.org	Approved	WTD 52 - Technical Centre for Protective and Special Technologies - DE	Delete
a-vogelmueller	Jürgen Vogelmueller	JuergenVogelmueller@bundeswehr.org	Approved	WTD 52 - Technical Centre for Protective and Special Technologies - DE	Delete

Readers

Add User

Account Name	Name	Email	Status	Organisation Name	
a-dietl	Detmar Carl	detmar.carl@bundeswehr.org	Approved	WTD 52 - Technical Centre for Protective and Special Technologies - DE	Delete
a-ohlswenger	Hans Orlswenger	HansOrlswenger@bundeswehr.org	Approved	WTD 52 - Technical Centre for Protective and Special Technologies - DE	Delete
a-kaufmann	Jürgen Kaufmann	JuergenKaufmann@bundeswehr.org	Approved	WTD 52 - Technical Centre for Protective and Special Technologies - DE	Delete
a-melchior-Henschel	Mark Froese/Henschel	mark.froese.henschel@bundeswehr.org	Approved	WTD 52 - Technical Centre for Protective and Special Technologies - DE	Delete

Figure 8: Local rights assignment

3.2. Publication by the local Administrator

Once a Capability article has been released by the author, the local Administrator has three options:

- 1) Publish the Capability
- 2) Cancel (reject) the article
- 3) Delete the Capability

Defence Test & Evaluation Base
DTEB
Database

EUROPEAN DEFENCE AGENCY

Help
Go to EDA Site

HOME
ARTICLES
SEARCH
PROJECT
ADMIN

T&E
Taxonomy
Standard
Help files

T&E Center : WTD 52 - Technical Centre for Protective and Special Technologies - DE

TEST EVALUATION CENTER	AUTHOR	UPDATE	STATUS	VALIDITY	
WTD 52 - Technical Centre for Protective and Special Technologies - DE	WTD 52 - Technical Centre for Protective and Special Technologies - DE	2015-02-11	Published	Current	Edit

Capabilities

New Capability

CAPABILITY	AUTHOR	UPDATE	STATUS	VALIDITY	
WTD 52 - Battery Test Laboratories	WTD 52 - Battery Test Laboratories	2015-04-02	Published	Current	Edit Delete
WTD 52 - Small Detonation Cavern	WTD 52 - Small Detonation Cavern	2015-07-01	CR	Current	View <div> Delete Publish Cancel </div>
WTD 52 - Simulator for Underwater Ballistics	WTD 52 - Simulator for Underwater Ballistics	2014-11-06	Published	Current	Edit Delete

Figure 9: Publishing a Capability

3.3. Monitoring DTEB entries

Once an article has been released and published, it is the responsibility of the local Administrator to check whether it is still up to date. If an entry has not been changed/edited for three years, at the latest, its status will be changed to “Expiring” and it will be reset. When the respective entries have been reviewed and revised, if applicable, they may again be released for publication (see 2.2 and 2.3.).

WTD 52 - Test Site for Landmine and IED Detection (LIED-Test site)	WTD 52 - Test Site for Landmine and IED Detection (LIED-Test site)	2014-10-15	Published	Current	Edit Delete
WTD 52 - Turntable for Test and Evaluation of Signatures	WTD 52 - Turntable for Test and Evaluation of Signatures	2014-08-20	Published	Expiring	Edit Delete

Figure 10: Entry with “Expiring” status

4. DTEB Database functions

4.1. Search function

The DTEB Database supports extensive search functions and options. By selecting the “Search” tab, users may search and/or filter for national or international test centers (organizations) and Capabilities. To start a customized search, enter the desired keyword in the input box. Filtering for various criteria (Nation, Domain, Category, Standard) is also possible. When using filters for searching, it is possible to select two filters at the same time.

Defence Test & Evaluation Base
DTEB
Database

EUROPEAN DEFENCE AGENCY

HOME ARTICLES **SEARCH** PROJECT ADMIN

T&E
Taxonomy
Help files

Search Organisations and Capabilities

Search

WTD 52

Nation: GERMANY x BELGIUM x Domain: - GMTL 4 - Protect x Category: Filter... Standard: Filter...

Back Search

Figure 11: DTEB search functions and options

Defence Test & Evaluation Base
DTEB
Database

EUROPEAN DEFENCE AGENCY

HOME ARTICLES **SEARCH** PROJECT ADMIN

T&E
Taxonomy
Help files

Search Organisations and Capabilities

Search

WTD 52

Nation: Filter... Domain: - GMTL 4 - Protect x Category: Filter... Standard: Filter...

Results Show on map

RESULT	NAME	NATION	ORGANISATION	
Organisation	WTD 52 - Technical Centre for Protective and Special Technologies - DE	GERMANY	WTD 52 - Technical Centre for Protective and Special Technologies - DE	view
Organisation	BAAINBw - Federal Office of Bundeswehr Equipment, IT and In-Service Support	GERMANY	BAAINBw - Federal Office of Bundeswehr Equipment, IT and In-Service Support	view
Capability	WTD 52 - Simulator for Underwater Ballistics	GERMANY	WTD 52 - Technical Centre for Protective and Special Technologies - DE	view
Capability	WTD 52 - Simulator for Aerodynamic Effects (SAE)	GERMANY	WTD 52 - Technical Centre for Protective and Special Technologies - DE	view
Capability	WTD 52 - Thermal and optronic environmental camouflage material laboratory	GERMANY	WTD 52 - Technical Centre for Protective and Special Technologies - DE	view

Figure 12: DTEB search results

4.2. E-mail function

If a Capability or a Test and Evaluation Center has been found in the DTEB, the database allows you to contact the competent expert (Author) directly by sending an e-mail. Clicking on the Author's name will open a data entry form where you can enter your inquiry to the responsible expert.

Defence Test & Evaluation Base
DTEB
Database

EUROPEAN DEFENCE AGENCY

HOME ARTICLES **SEARCH** PROJECT ADMIN

Help Go to EDA Site

Capability details

Doc ID: 2014-05-13T09:25:43Z

Update: Thursday, November 06, 2014

Author: [Christof Huber](#)

Type: Governmental

Name of CAP: WTD 52 - Alpine Test Site

Image:

Link to related TEC: WTD 52 - Technical Centre for Protective and Special Technologies - DE

Back to [Export PDF](#)

Contact author

Figure 13: Sending an e-mail to the Author

Defence Test & Evaluation Base
DTEB
Database

EUROPEAN DEFENCE AGENCY

HOME **ARTICLES** SEARCH PROJECT ADMIN

Help Go to EDA Site

Send message to author

From: Martin Hummel

To: [Christof Huber](#)

Subject: WTD 52 - Alpine Test Site

Message

Back to home Send

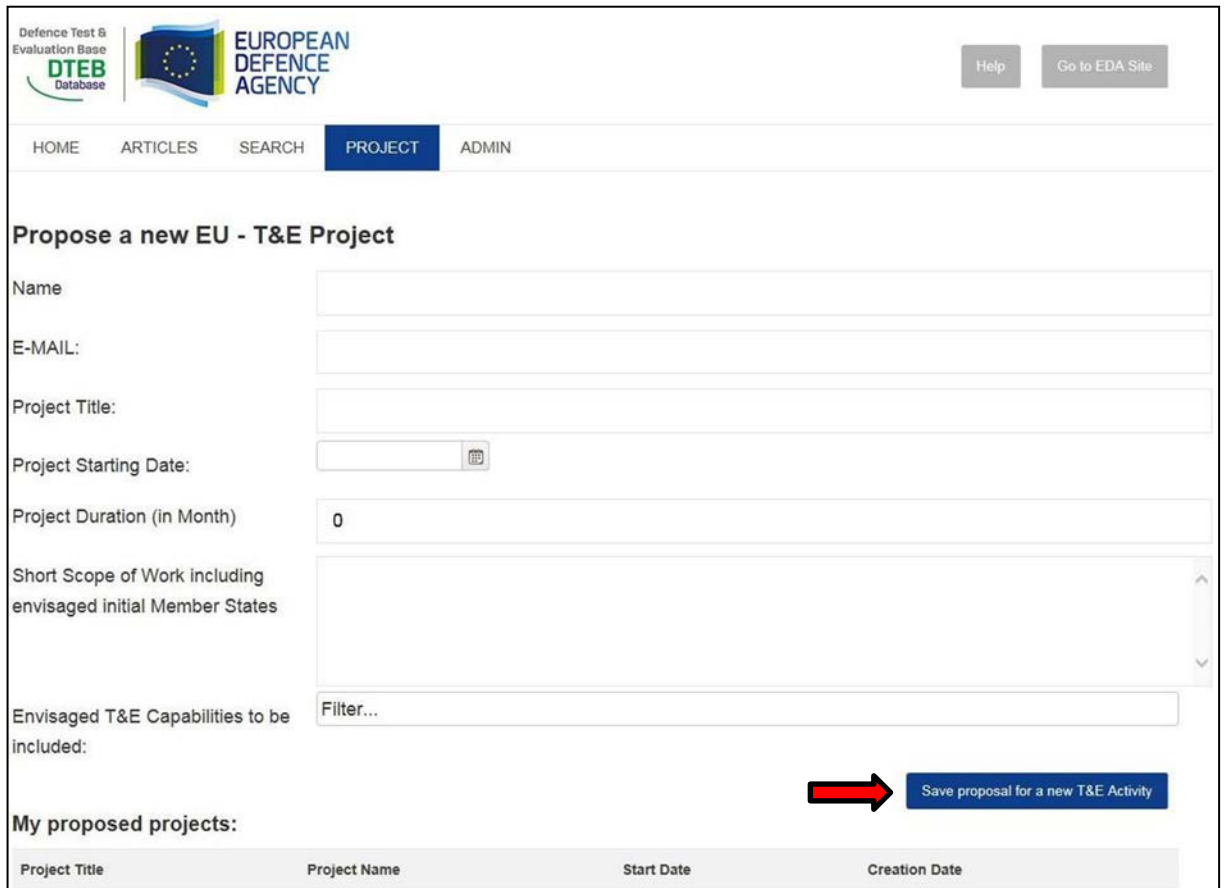
Figure 14: Entering a message into the data entry form

4.3. PDF function

The DTEB Database also allows you to export test center or Capability entries to PDF. Open the respective entry and press the “Export PDF” button (Fig. 13).

4.4. Initiating an EDA project

Under the “Project” tab, you can initiate a cooperation with other registered agencies (TECs) right out of the DTEB Database. To do so, enter the required information into the data entry form. Send the request by pressing the “Save proposal for a new T&E Activity” (Figure 15). In a next step, the national DTEB Points of Contact (national POCs) will be contacted. They will check within a month whether the requested agencies are interested in the cooperation and have sufficient capacities at their disposal. Please note that everyone who has access to the DTEB may commission/request such a cooperation. However, only agencies that are registered and included in the DTEB Database may be commissioned.



Defence Test & Evaluation Base
DTEB
Database

EUROPEAN DEFENCE AGENCY

Help Go to EDA Site


HOME ARTICLES SEARCH **PROJECT** ADMIN

Propose a new EU - T&E Project

Name

E-MAIL:


Project Title:

Project Starting Date: 

Project Duration (in Month)

Short Scope of Work including envisaged initial Member States

Envisaged T&E Capabilities to be included:



My proposed projects:

Project Title	Project Name	Start Date	Creation Date
---------------	--------------	------------	---------------

Figure 15: Project form

5. Seal of approval

After registering for the DTEB Database, each agency will be given a membership logo by the EDA to mark it as a DTEB member. This logo may be used as a seal of quality or approval. There is also a QR code referring readers to the respective agency (in this case, to the WTD 52) within the DTEB Database.



Figure 16: DTEB membership logo



Figure 17: DTEB QR code of a test center (WTD 52)

6. List of figures

- Figure 1: Capability template
- Figure 2: Selection fields (Standards, Domains, Categories) with dropdown menus
- Figure 3: Creating a new Capability
- Figure 4: Describing a Capability
- Figure 5: Editing a Capability
- Figure 6: Editing a Capability and uploading an image
- Figure 7: Sending a Change Request
- Figure 8: Local rights assignment
- Figure 9: Publishing a Capability
- Figure 10: Entry with "Expiring" status
- Figure 11: DTEB search functions and options
- Figure 12: DTEB search results
- Figure 13: Sending an e-mail to the Author
- Figure 14: Entering a message into the data entry form
- Figure 15: Project form
- Figure 16: DTEB membership logo
- Figure 17: DTEB QR code of WTD 52